

NB PROGRAMMABLE TERMINAL SERIES

The feature-rich, economic programmable terminal



» Quality color display with LED backlighting

» Complete HMI family

» Comprehensive features

A complete HMI family...

Omron's new NB HMI series is simply as smart and as dependable as it looks. A feature-rich HMI with Omron's high quality extending throughout the complete series, this new HMI generation offers you the utmost in reliability. The logical choice for use with Omron's popular CP1 family of compact machine controllers, the NB series has just the right model to suit your application, no matter for what branch of industry.

Available with screen sizes from 3.5 to 10 inches, the NB series is not only complete, but also has many outstanding design features that will make it easy to create attractive HMI applications.

The combination of high quality and rich features add up give outstanding value for an HMI in the economy class. The NB-Designer software to create your HMI application is free of charge and can be downloaded from our website.



with comprehensive features



Best-in-class display

The robust TFT, color touch LCD gives excellent visibility and features long-life (50,000 hours) LED backlighting. Screen sizes range from 3.5 to 10 inches.

- LED backlit TFT LCD
- Wide viewing angle
- More than 65,000 display colors
- Stores up to 120 MBs of screen data



Smart design

When developing the NB series, we considered every aspect of the design to give you maximum flexibility. A typical example is the portrait or landscape display mode.

- Portrait or landscape display mode
- Connection to Omron and non-Omron devices, e.g. PLCs/ inverters
- Serial, USB or Ethernet connectivity
- PictBridge printer connection



Saves you time

The NB series has many useful features that will make it easy to create and maintain your projects, such as the USB memory stick support.

- USB memory stick support
- Animations and easy-to-use functions
- Multi-language support and tool
- On/off-line simulation

Turn your idea into an application...

The NB series gives you all the features and functionality to easily create intuitive operator screens really quickly. Features such as window handling give you many screen-creation possibilities, while texts can be defined in up to 32 languages. Furthermore, off-line simulation enables you to quickly test your project.



Flexible window handling

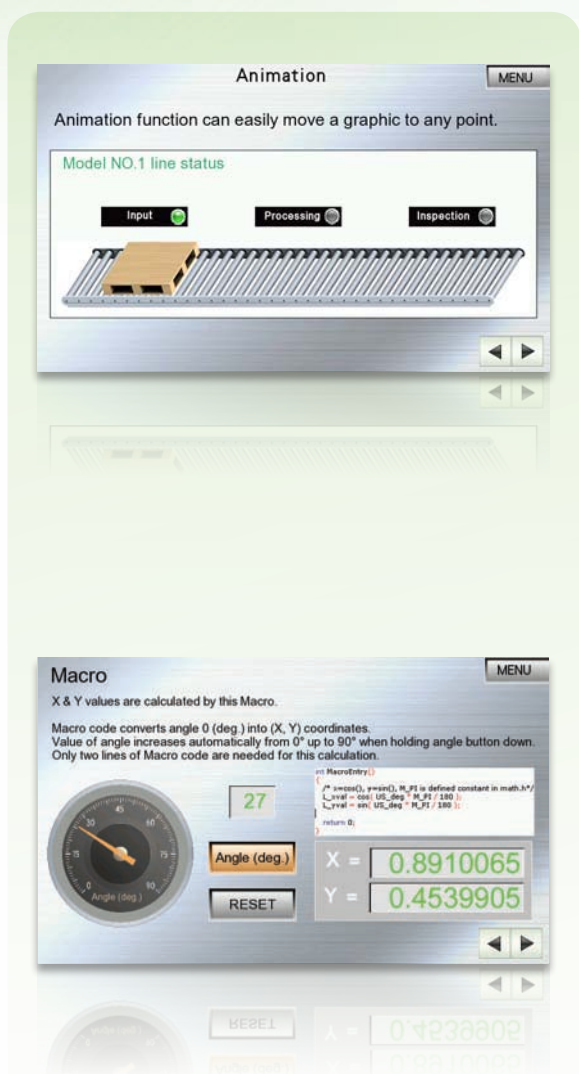
Your scope to create screens for your project using the familiar window concept was never greater than with the NB series. Three standard windows maximize your creative freedom: 1) Basic for general or pop-up screens, 2) Common for fixed or template screens and 3) Fast Selection for menu screens. Besides the standard window, you can also show 'window-in-window' using the indirect window component. And you can manage pop-up windows using the direct window component. Furthermore, the NB series also supports bottom windows and transparency for pop-up windows.

Extensive language support

Currently supporting 32 languages, you will find it easy to manage texts with the NB series. Thanks to the Text Library function, you can store the texts used many times in a project. Similarly, you can also store the text for a component supporting multiple states (ON/OFF), using a text for each state. And you can do this together with the font setting for each language.

Alarm
Event
RECIPE
TREND
Graph
L
NOTE
animation
METER
SCALE
BITMAP
vector
macro
Timer
Input
X/Y plot
BUTTON

exactly how you want it!



Easy animation

The NB series gives you many possibilities to create animations easily and quickly. Moving components can be created easily and in many ways. For example, you may want to show a different status with text and graphics, or showing free or trajectory movement while changing the displayed graphic. All of this can be done by simply configuring the status, X/Y coordinates and corresponding address.

Powerful Macros

Thanks to its powerful macros, the NB series also allows you to do even more, such as perform calculations and comparisons or iterations, and mathematical functions. It also enables you to draw graphics and patterns on the NB screen, as well as writing / reading a value from or to the local memory and the memory of a connected device.

USER

amp

PAD

The logical choice for your machine

The feature-rich NB series has everything you will need for creating applications for a wide range machines and in many industries, for example, packaging, food, plastics and textiles. From a simple lid placing or loading/unloading machine right up to an in-line filling or sealing /labeling packaging machine. And last but not least, Omron's latest NB-Designer software can be downloaded free of charge and at any time from our website.



Always informed about alarms

Event monitoring (alarms) is both flexible and easy to use. Not only do you have the possibility to enter bit and word alarms for on/off or on-condition triggering, there is also the possibility to use different fonts and color to indicate varying degrees of status and priorities. Specific alarms are indicated with an audible buzzer sound, as well as by an accompanying text message, and you can even create pop-up alarms for situations where immediate action has to be taken.



Easy data presentation

Graphical representation of real-time and historical data is easy with the NB series. As well as display of time sampling and trending data, you have the option to save sampling data (max. 16 consecutive words) of basic real-time trending data. And you can plot using x/y coordinates, in which case sampling can be done via single or multiple points and with historical data. Furthermore, data can be presented in a variety of ways, such as sampling points using x and y components.



Multiple security options

Protecting your developed project with a password using the NB series is both a simple and secure matter. Among the comprehensive security options is the possibility to define up to 16 minimum security levels on screens, buttons and inputs, and you can set up to 32 specific permission controls for each operator. There is also a register condition (bit/word) control for a check of actual condition against a predefined value, and a standard operator confirmation check to confirm that critical actions have been performed by the operator.





The perfect partner for CP1

With its large range of screen sizes, ample specifications, rich functionality and proven Omron high quality, the new NB series has everything you need in a compact HMI to accompany Omron's popular CP1 Compact Machine Controller range. The CP1 offers increasing degrees of sophistication to perfectly match your specific automation requirement and connection to the NB series is possible via Serial or Ethernet. Similarly, data transfer of recipes between HMI and PLC (with data back-up to external memory if required) is easy and the recipe screen format is freely selectable, or can be a standard table if preferred.



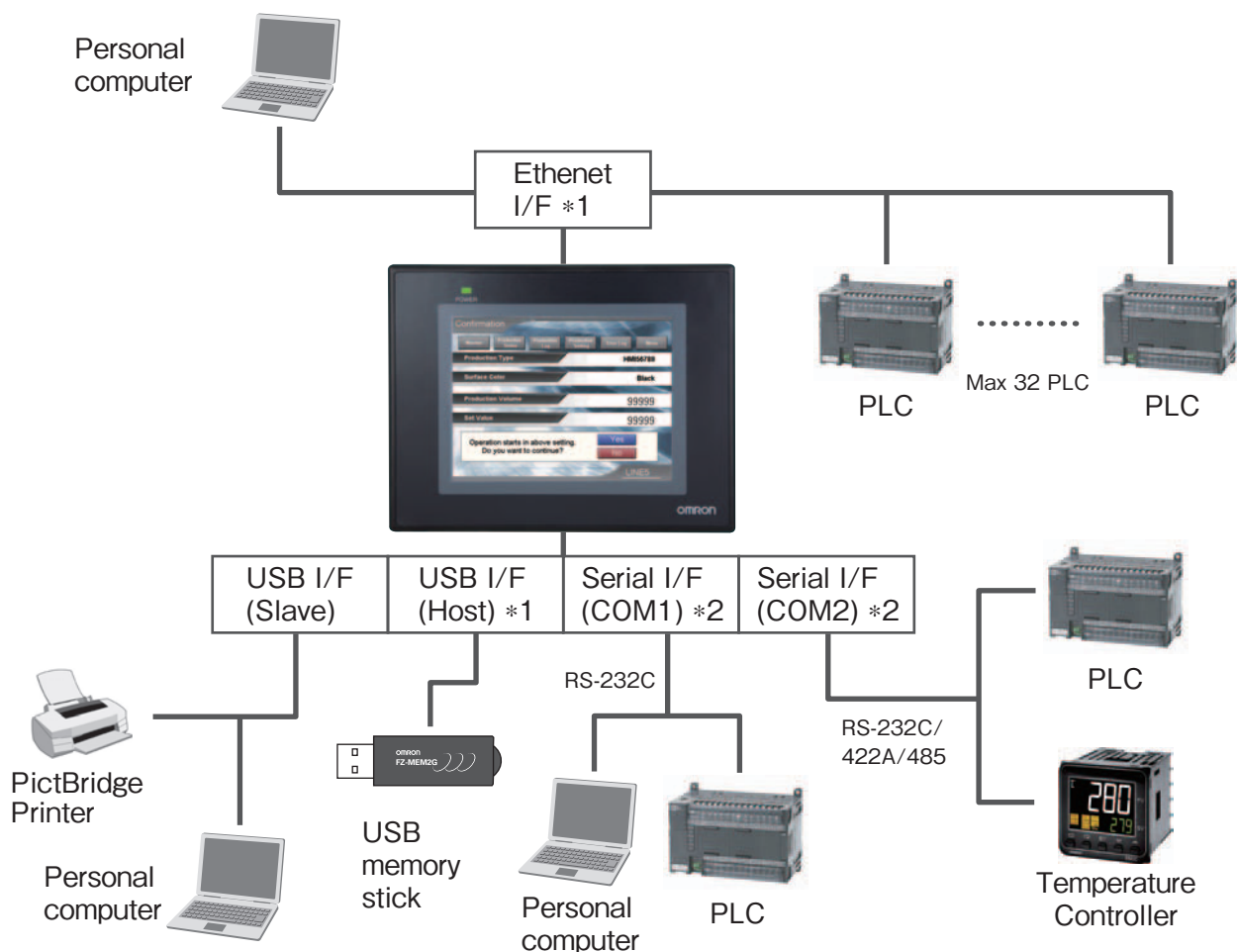
Programmable Terminals NB series

The feature-rich, economic programmable terminal

- More than 65,000 display colors TFT, color touch-screen for all models
- Available in sizes ranging from 3 to 10 inches
- Long-life LED backlight
- Serial, USB or Ethernet communication
- USB memory stick support



System Configuration



*1. The Ethernet communication and USB Host are supported only by NB□□-TW01.

*2. The NB3Q has only one port (RS-232C/422A/485) COM1.

Windows is registered trademarks of Microsoft Corporation in the USA and other countries.
Other company names and product names in this document are the trademarks or registered trademarks of their respective companies.
The product photographs and figures that are used in this catalog may vary somewhat from the actual products.

Ordering Information

Programmable Terminals

Product name	Specifications	Model
NB3Q	3.5 inch, TFT LCD, Color, 320 × 240 dots	NB3Q-TW00B
	3.5 inch, TFT LCD, Color, 320 × 240 dots, USB Host, Ethernet	NB3Q-TW01B
NB5Q	5.6 inch, TFT LCD, Color, 320 × 234 dots	NB5Q-TW00B
	5.6 inch, TFT LCD, Color, 320 × 234 dots, USB Host, Ethernet	NB5Q-TW01B
NB7W	7 inch, TFT LCD, Color, 800 × 480 dots	NB7W-TW00B
	7 inch, TFT LCD, Color, 800 × 480 dots , USB Host, Ethernet	NB7W-TW01B
NB10W	10.1 inch, TFT LCD, Color, 800 × 480 dots , USB Host, Ethernet	NB10W-TW01B

Options

Product name	Specifications	Model
NB-to-PLC Connecting cable	For NB to PLC via RS-232C (CP/CJ/CS), 2m	XW2Z-200T
	For NB to PLC via RS-232C (CP/CJ/CS), 5m	XW2Z-500T
	For NB to PLC via RS-422A/485, 2m	NB-RSEXT-2M
Software	Supported Operating Systems: Windows 7, Windows Vista®, Windows XP (SP1 or higher). Note: Except for Windows XP 64-bit version Download from Omron's regional websites.	NB-Designer *
Display protective sheets	For the NB3Q contains 5 sheets	NB3Q-KBA04
	For the NB5Q contains 5 sheets	NB5Q-KBA04
	For the NB7W contains 5 sheets	NB7W-KBA04
	For the NB10W contains 5 sheets	NB10W-KBA04
Attachment	Mounting bracket for NT31/NT31C series to NB5Q series	NB5Q-ATT01

* The NB5Q-TW01B and NB7W-TW01B are supported by NB-Designer version 1.10 or higher.

* The NB3Q-TW0□B and NB10W-TW01B are supported by NB-Designer version 1.20 or higher.

Recommended USB Memory

Product name	Specifications	Model
USB memory stick	Capacity: 2 GB	FZ-MEM2G
	Capacity: 8 GB	FZ-MEM8G

NB Series

Specifications

HMI

Specifications	NB3Q		NB5Q		NB7W		NB10W
	TW00B	TW01B	TW00B	TW01B	TW00B	TW01B	TW01B
Display type	3.5" TFT LCD		5.6" TFT LCD		7" TFT LCD		10.1" TFT LCD
Display resolution (H x V)	320 × 240		320 × 234		800 × 480		800 × 480
Number of colors	65,536						
Backlight	LED						
Backlight lifetime	50,000 hours of operating time at the normal temperature (25 °C)*						
Touch panel	Analog resistance membrane, resolution 1024 × 1024, life: 1 million touch operations						
Dimensions in mm (H × W × D)	103.8 × 129.8 × 52.8		142 × 184 × 46		148 × 202 × 46		210.8 × 268.8 × 54.0
Weight	300 g max.	305 g max.	620 g max.	627 g max.	710 g max.	715 g max.	1525 g max.

* This is the estimated time when the luminous intensity is decreased by 50% per LED at room temperature and humidity. It is a typical value.

Functionality

Specifications	NB3Q		NB5Q		NB7W		NB10W
	TW00B	TW01B	TW00B	TW01B	TW00B	TW01B	TW01B
Internal memory	128MB (including system area)						
Memory interface	---	USB Memory	---	USB Memory	---	USB Memory	USB Memory
Serial (COM1)	RS-232C/422A/485 (not isolated), Transmission distance: 15m Max. (RS-232C), 500m Max. (RS-422A/485), Connector: D-Sub 9-pin		RS-232C, Transmission distance: 15 m Max., Connector: D-Sub 9-pin				
Serial (COM2)	---		RS-232C/422A/485 (not isolated), Transmission distance: 15m Max. (RS-232C), 500m Max. (RS-422A/485), Connector: D-Sub 9-pin				
USB Host	Equivalent to USB 2.0 full speed, type A, Output power 5V, 150mA						
USB Slave	Equivalent to USB 2.0 full speed, type B, Transmission distance: 5m						
Printer connection	PictBridge support						
Ethernet	---	10/100 base-T	---	10/100 base-T	---	10/100 base-T	10/100 base-T

General

Specifications	NB3Q		NB5Q		NB7W		NB10W
	TW00B	TW01B	TW00B	TW01B	TW00B	TW01B	TW01B
Line voltage	20.4 to 27.6 VDC (24 VDC –15 to 15%)						
Power consumption	5 W	9 W	6 W	10 W	7 W	11 W	14 W
Battery lifetime	5 years (at 25 °C)						
Enclosure rating (front side)	Front operation part: IP65 (Dust proof and drip proof only from the front of the panel)						
Obtained standards	EC Directives, KC, cUL508						
Operating environment	No corrosive gases.						
Noise immunity	Compliant with IEC61000-4-4, 2KV (Power cable)						
Ambient operating temperature	0 to 50 °C						
Ambient operating humidity	10% to 90% RH (without condensation)						

Applicable Controllers

Brand	Series
OMRON	Omron C Series Host Link
	Omron CJ/CS Series Host Link
	Omron CP Series
Mitsubishi	Mitsubishi Q_QnA (Link Port)
	Mitsubishi FX-485ADP/485BD/422BD (Multi-station)
	Mitsubishi FX0N/1N/2N/3G
	Mitsubishi FX1S
	Mitsubishi FX2N-10GM/20GM
	Mitsubishi FX3U
	Mitsubishi Q series (CPU Port)
	Mitsubishi Q00J (CPU Port)
Panasonic	FP series
	Siemens S7-200
Siemens	Siemens S7-300/400 (PC Adapter Direct)
	Allen-Bradley* (Rockwell)
Allen-Bradley* (Rockwell)	AB DF1
	AB CompactLogix/ControlLogix

Brand	Series
Schneider	Schneider Modicon Uni-TelWay
	Schneider Twido Modbus RTU
Delta	Delta DVP
LG (LS)	LS Master-K Cnet
	LS Master-K CPU Direct
	LS Master-K Modbus RTU
	LS XGT CPU Direct
GE Fanuc Automation*	LS XGT Cnet
	GE Fanuc Series SNP
Modbus	GE SNP-X
	Modbus ASCII
	Modbus RTU
	Modbus RTU Slave
	Modbus RTU Extend
	Modbus TCP

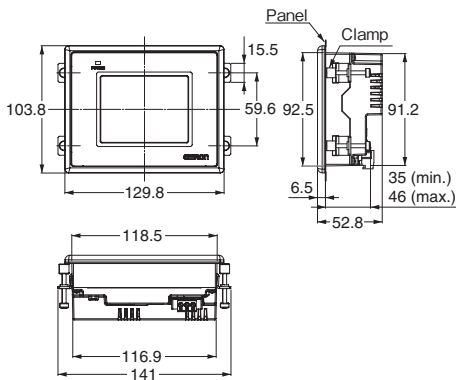
Note: For details, refer to NB Series Host Connection Manual (Cat.No V108).

* AB and GE will be supported by NB-Designer version 1.20 or higher.

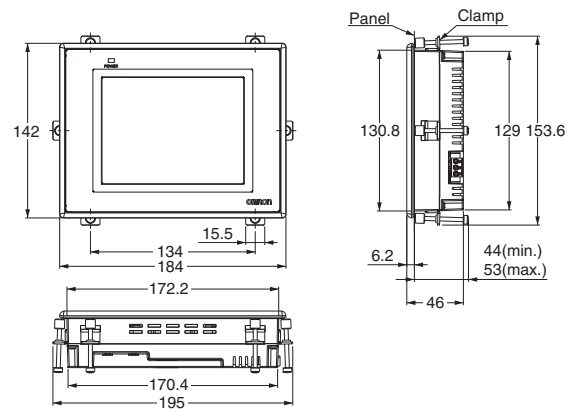
Dimensions

(Units: mm)

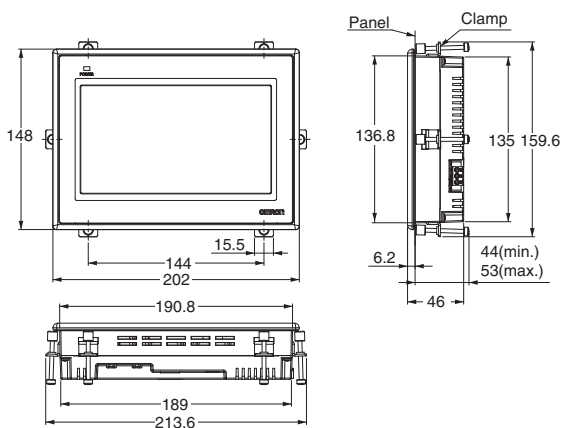
NB3Q



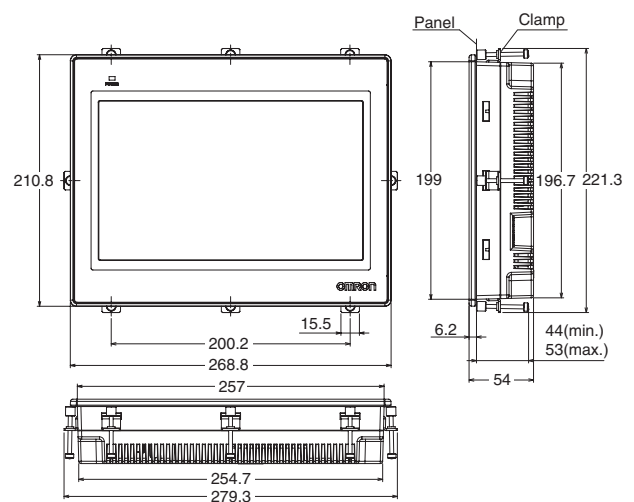
NB5Q



NB7W



NB10W



Model	Panel cutout (H × V mm)
NB3Q	119.0 (+0.5/-0) × 93.0 (+0.5/-0)
NB5Q	172.4 (+0.5/-0) × 131.0 (+0.5/-0)
NB7W	191.0 (+0.5/-0) × 137.0 (+0.5/-0)
NB10W	258.0 (+0.5/-0) × 200.0 (+0.5/-0)

Applicable panel thickness: 1.6 to 4.8 mm

Related Manuals

Cat. No	Model	Name
V106	NB-Designer	NB Series NB-Designer Operation Manual
V107	NB3Q, NB5Q, NB7W, NB10W	NB Series Setup Manual
V108	NB3Q, NB5Q, NB7W, NB10W	NB Series Host Connection Manual
V109	NB3Q, NB5Q, NB7W, NB10W	NB Series Startup Guide

Read and Understand This Catalog

Please read and understand this catalog before purchasing the products. Please consult your OMRON representative if you have any questions or comments.

Warranty and Limitations of Liability

WARRANTY

OMRON's exclusive warranty is that the products are free from defects in materials and workmanship for a period of one year (or other period if specified) from date of sale by OMRON.

OMRON MAKES NO WARRANTY OR REPRESENTATION, EXPRESS OR IMPLIED, REGARDING NON-INFRINGEMENT, MERCHANTABILITY, OR FITNESS FOR PARTICULAR PURPOSE OF THE PRODUCTS. ANY BUYER OR USER ACKNOWLEDGES THAT THE BUYER OR USER ALONE HAS DETERMINED THAT THE PRODUCTS WILL SUITABLY MEET THE REQUIREMENTS OF THEIR INTENDED USE. OMRON DISCLAIMS ALL OTHER WARRANTIES, EXPRESS OR IMPLIED.

LIMITATIONS OF LIABILITY

OMRON SHALL NOT BE RESPONSIBLE FOR SPECIAL, INDIRECT, OR CONSEQUENTIAL DAMAGES, LOSS OF PROFITS OR COMMERCIAL LOSS IN ANY WAY CONNECTED WITH THE PRODUCTS, WHETHER SUCH CLAIM IS BASED ON CONTRACT, WARRANTY, NEGLIGENCE, OR STRICT LIABILITY.

In no event shall the responsibility of OMRON for any act exceed the individual price of the product on which liability is asserted.

IN NO EVENT SHALL OMRON BE RESPONSIBLE FOR WARRANTY, REPAIR, OR OTHER CLAIMS REGARDING THE PRODUCTS UNLESS OMRON'S ANALYSIS CONFIRMS THAT THE PRODUCTS WERE PROPERLY HANDLED, STORED, INSTALLED, AND MAINTAINED AND NOT SUBJECT TO CONTAMINATION, ABUSE, MISUSE, OR INAPPROPRIATE MODIFICATION OR REPAIR.

Application Considerations

SUITABILITY FOR USE

OMRON shall not be responsible for conformity with any standards, codes, or regulations that apply to the combination of products in the customer's application or use of the products.

At the customer's request, OMRON will provide applicable third party certification documents identifying ratings and limitations of use that apply to the products. This information by itself is not sufficient for a complete determination of the suitability of the products in combination with the end product, machine, system, or other application or use.

The following are some examples of applications for which particular attention must be given. This is not intended to be an exhaustive list of all possible uses of the products, nor is it intended to imply that the uses listed may be suitable for the products:

- Outdoor use, uses involving potential chemical contamination or electrical interference, or conditions or uses not described in this catalog.
- Nuclear energy control systems, combustion systems, railroad systems, aviation systems, medical equipment, amusement machines, vehicles, safety equipment, and installations subject to separate industry or government regulations.
- Systems, machines, and equipment that could present a risk to life or property.

Please know and observe all prohibitions of use applicable to the products.

NEVER USE THE PRODUCTS FOR AN APPLICATION INVOLVING SERIOUS RISK TO LIFE OR PROPERTY WITHOUT ENSURING THAT THE SYSTEM AS A WHOLE HAS BEEN DESIGNED TO ADDRESS THE RISKS, AND THAT THE OMRON PRODUCTS ARE PROPERLY RATED AND INSTALLED FOR THE INTENDED USE WITHIN THE OVERALL EQUIPMENT OR SYSTEM.

PROGRAMMABLE PRODUCTS

OMRON shall not be responsible for the user's programming of a programmable product, or any consequence thereof.

Disclaimers

CHANGE IN SPECIFICATIONS

Product specifications and accessories may be changed at any time based on improvements and other reasons.

It is our practice to change model numbers when published ratings or features are changed, or when significant construction changes are made. However, some specifications of the products may be changed without any notice. When in doubt, special model numbers may be assigned to fix or establish key specifications for your application on your request. Please consult with your OMRON representative at any time to confirm actual specifications of purchased products.

DIMENSIONS AND WEIGHTS

Dimensions and weights are nominal and are not to be used for manufacturing purposes, even when tolerances are shown.

PERFORMANCE DATA

Performance data given in this catalog is provided as a guide for the user in determining suitability and does not constitute a warranty. It may represent the result of OMRON's test conditions, and the users must correlate it to actual application requirements. Actual performance is subject to the OMRON Warranty and Limitations of Liability.

ERRORS AND OMISSIONS

The information in this document has been carefully checked and is believed to be accurate; however, no responsibility is assumed for clerical, typographical, or proofreading errors, or omissions.

Note: Do not use this document to operate the Unit.

OMRON Corporation Industrial Automation Company

Tokyo, JAPAN

Contact: www.ia.omron.com

Regional Headquarters

OMRON EUROPE B.V.

Wegalaan 67-69-2132 JD Hoofddorp
The Netherlands
Tel: (31)2356-81-300/Fax: (31)2356-81-388

OMRON ELECTRONICS LLC

One Commerce Drive Schaumburg,
IL 60173-5302 U.S.A.
Tel: (1) 847-843-7900/Fax: (1) 847-843-7787

OMRON ASIA PACIFIC PTE. LTD.

No. 438A Alexandra Road # 05-05/08 (Lobby 2),
Alexandra Technopark,
Singapore 119967
Tel: (65) 6835-3011/Fax: (65) 6835-2711

OMRON (CHINA) CO., LTD.

Room 2211, Bank of China Tower,
200 Yin Cheng Zhong Road,
PuDong New Area, Shanghai, 200120, China
Tel: (86) 21-5037-2222/Fax: (86) 21-5037-2200

Authorized Distributor:

© OMRON Corporation 2011 All Rights Reserved.
In the interest of product improvement,
specifications are subject to change without notice.

CSM_2_2_1212
Cat. No. V412-E1-02

0712 (1211)